

LIVE REPORT

GORMAN MANUFACTURING COMPANY, INC.

Tradestyle(s): -

ACTIVE HEADQUARTERS




D-U-N-S Number: 80-473-5132
Phone: +1 650 555 0000

Address: 492 Koller St, San Francisco, CA, 94110, United States Of America
Endorsement: gallagherke@dnb.com
Exclude from Portfolio Insight: No
Folders: 2014, All Companies, All Customers , All New Customers, Branch 1, MyCompanies, Product A, Region 1


Summary

Currency: USD

KEY DATA ELEMENTS (Formerly: SCORE BAR)

KDE Name	Current Status	Details
Employees	153	Includes Officers, 0 employed here.
Highest Credit	250,000	Highest credit granted in the past 24 months.
High Credit - Average	5,900	Average High Credit for payment experiences reported to D&B.
Bankruptcy Found	● No	
PAYDEX®	↓  79	2 Days Beyond Terms
Delinquency Score Class	↑  2	Low to Moderate Risk of severe payment delinquency
Failure Score Class	↑  1	Low Risk of severe financial stress.

D&B PAYDEX - 3 MONTHS ⓘ



COMPANY PROFILE ⓘ

D-U-N-S 80-473-5132	Mailing Address UNITED STATES	Annual Sales 50,230,236 (USD)
Legal Form Corporation (US)	Telephone +1 650 555 0000	Net Worth 11,029,847
History Record Clear	Present Control Succeeded 1985	Employees 153 (120 here)
Date Incorporated 05/21/1985		Age (Year Started) 39 Years (1985)
State of Incorporation CALIFORNIA		Named Principal Leslie Smith, PRES
Ownership		Line of Business

Not publicly traded

Lithographic commercial printing

SIC

2752

NAICS

323111



LEGAL EVENTS

Events	Occurrences	Last Filed
Bankruptcies	0	-
Judgements	1	01/01/2023
Liens	0	-
Suits	1	02/01/2023
UCC	1	06/29/2021


DELINQUENCY SCORE ⓘ (Formerly Commercial Credit Score)

Company's Risk Level

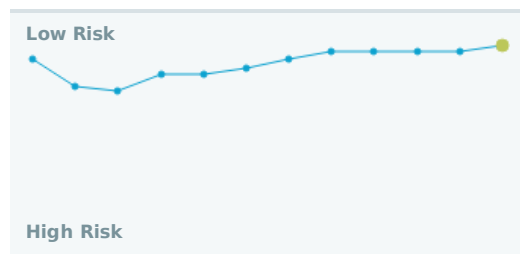
LOW-MODERATE

Probability of delinquency over the next 12 months

1.68 %



Past 12 Months




FAILURE SCORE ⓘ (Formerly Financial Stress Score)

Company's Risk Level

LOW

Probability of failure over the next 12 months

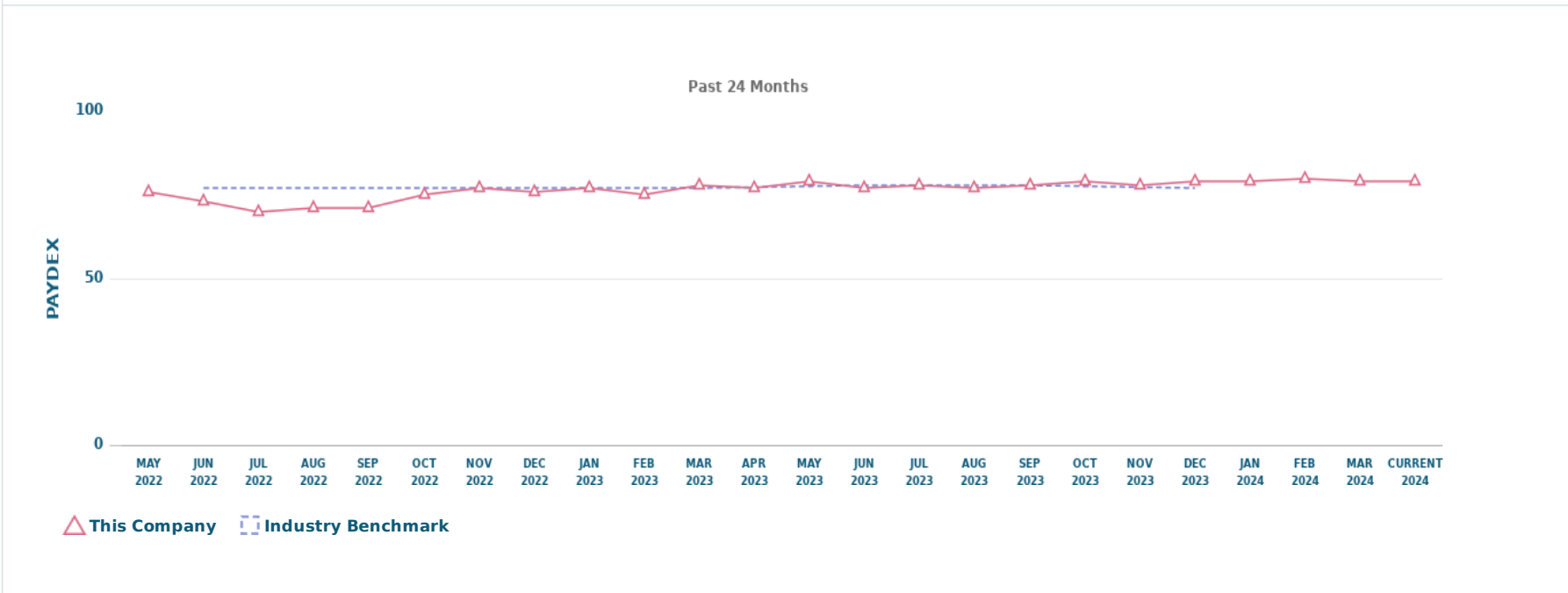
0.05 %



Past 12 Months



PAYDEX® TREND CHART ⓘ

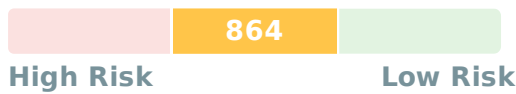


The scores and ratings included in this report are designed as a tool to assist the user in making their own credit related decisions, and should be used as part of a balanced and complete assessment relying on the knowledge and expertise of the reader, and where appropriate on other information sources. The score and rating models are developed using statistical analysis in order to generate a prediction of future events. Dun & Bradstreet monitors the performance of thousands of businesses in order to identify characteristics common to specific business events. These characteristics are weighted by significance to form rules within its models that identify other businesses with similar characteristics in order to provide a score or rating.

Dun & Bradstreet's scores and ratings are not a statement of what will happen, but an indication of what is more likely to happen based on previous experience. Though Dun & Bradstreet uses extensive procedures to maintain the quality of its information, Dun & Bradstreet cannot guarantee that it is accurate, complete or timely, and this may affect the included scores and ratings. Your use of this report is subject to applicable law, and to the terms of your agreement with Dun & Bradstreet.

Small Business Risk Insight ⓘ

SBRI ORIGINATION LEASE SCORE




Moderate Risk of serious delinquency over the next 12 months

Commentaries

- Industry classification
- Number of satisfactory payment experiences
- Number of inquiries last 6 months

SBRI ORIGINATION CARD SCORE

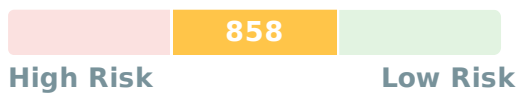


Low Risk of serious delinquency over the next 12 months

Commentaries

- Proportion of satisfactory payment experiences to total payment experiences
- Number of revolving accounts
- Industry classification

SBRI ORIGINATION LOAN SCORE



Moderate Risk of serious delinquency over the next 12 months

Commentaries

- Delinquent past or present credit obligation(s)
- Length of time trade lines have been established
- Amount owed on installment accounts

KEY SBRI ATTRIBUTES

Total Balance 00.00	Total Open SBRI Accounts 67	Number Of Total Accounts Ever Cycle 2+ 10
Credit Card Total Balance 00.00	Total Exposure 15,949,235.00	Time since most recent Cycle 2 on all accounts 65 Months
Lease Agreement Total Balance 00.00	Maximum Age of All Open Accounts 484.00 Months	Worst Delinquent All Accounts
Loan Total Balance 00.00	Total Available Credit - Credit Card 9,650,926.00	Past 1-3 Months Charge Off
	Total Available Credit - Lines of Credit 14,840,785.00	Past 1-12 Months Charge Off

ACCOUNT SUMMARIES																
Total Current Balance		14,242,330														
Total Past Due		14,060,575														
Total Past Due Cycle 1		45,981														
Total Past Due Cycle 2		0														
Total Past Due Cycle 3		0														
Total Past Due Cycle 4		0														
Total Past Due Cycle 5		14,014,592														
Total Charge Off Amount		1,237,890														
Type	Lender	Date Reported	Open Date	Closed Date	Total Payments	Original Amount/Current Credit Line	Current Balance	Total Current Balance	Total Past Due	Past Due Cycle 1	Past Due Cycle 2	Past Due Cycle 3	Past Due Cycle 4	Past Due Cycle 5	Charge-Off Amount	
Credit Cards		09/15/2014	05/02/2003		122	2,700,000	0	240,192	0	0	0	0	0	0		
Lease Agreement		12/15/2010	02/19/1999		0		0	182,835	0	0	0	0	0	0	19,783	
Credit Cards		03/15/2014	01/16/2007		78	2,250,000	0	240,192	0	0	0	0	0	0		
Lease Agreement		12/15/2010	03/27/1996		0		0	182,835	0	0	0	0	0	0	44,119	
Credit Cards		06/15/2023	09/13/1994		0	0	0	240,192	0	0	0	0	0	0		
Credit Cards		12/15/2018	08/29/2011		70	4,000,000	0	240,192	0	0	0	0	0	0		
Credit Cards		06/15/2023	01/31/1994		0	0	0	240,192	0	0	0	0	0	0		
Credit Cards		02/15/2024	02/24/1999		304	80,000	0	240,192	0	0	0	0	0	0		
Lease Agreement		06/15/2023	06/11/2001		0		0	182,835	0	0	0	0	0	0	25,462	
Lease Agreement		06/15/2023	03/16/1999		0		0	182,835	0	0	0	0	0	0		
Lease Agreement		12/15/2006	03/25/1999		94		0	182,835	0	0	0	0	0	0		
Lease Agreement		06/15/2023	01/27/2003		0		0	182,835	0	0	0	0	0	0		
Credit Cards		06/15/2012	03/03/1997		0	0	0	240,192	0	0	0	0	0	0	38,019	
Credit Cards		02/15/2024	04/04/1998		315	23,000	0	240,192	0	0	0	0	0	0		
Credit Cards		07/15/2014	09/24/2001		156	150,000	0	240,192	0	0	0	0	0	0		
Credit Cards		02/15/2024	02/27/1998		316	250,000	0	240,192	0	0	0	0	0	0		
Term Loan		01/15/2017	09/10/2009		78		0	8,926,221	0	0	0	0	0	0		
Credit Cards		01/15/2017	10/13/2011		62	50,000	0	240,192	0	0	0	0	0	0		
Term Loan		02/15/2024	06/22/2012		46		0	8,926,221	0	0	0	0	0	0		
Credit Cards		11/15/2015	08/11/2011		48	5,000	0	240,192	0	0	0	0	0	0		
Term Loan		06/15/2023	10/30/2007		63		2,793,374	8,926,221	2,793,374	15	0	0	0	0	2,793,359	
Lease Agreement		10/15/2012	03/08/2002		129		0	182,835	0	0	0	0	0	0		
Term Loan		07/15/2019	06/24/2009		123		0	8,926,221	0	0	0	0	0	0		
Lease Agreement		06/15/2023	08/22/2002		253		97,020	182,835	580	580	0	0	0	0		
Term Loan		06/15/2017	12/19/2001		183		0	8,926,221	0	0	0	0	0	0		
Lease Agreement		03/15/2022	03/27/2008		158		0	182,835	0	0	0	0	0	0		
Term Loan		06/15/2012	07/01/2003		49		0	8,926,221	0	0	0	0	0	0		

Type	Lender	Date Reported	Open Date	Closed Date	Total Payments	Original Amount/Current Credit Line	Current Balance	Total Current Balance	Total Past Due	Past Due Cycle 1	Past Due Cycle 2	Past Due Cycle 3	Past Due Cycle 4	Past Due Cycle 5	Charge-Off Amount
Lease Agreement		03/15/2012	09/27/2005		61		0	182,835	0	0	0	0	0	0	
Credit Cards		10/15/2018	09/13/1994		0	0	0	240,192	0	0	0	0	0	0	
Lease Agreement		06/15/2012	02/28/2001		0		0	182,835	0	0	0	0	0	0	1,726
Credit Cards		10/15/2018	09/13/1994		0	0	0	240,192	0	0	0	0	0	0	
Lease Agreement		10/15/2012	05/14/2008		37		0	182,835	0	0	0	0	0	0	
Credit Cards		10/15/2018	09/13/1994		0	0	0	240,192	0	0	0	0	0	0	
Lease Agreement		05/15/2012	04/10/2008		50		0	182,835	0	0	0	0	0	0	

Detailed Trade Risk Insight™

Detailed Trade Risk Insight provides detailed updates on over 1.5 billion commercial trade experiences collected from more than 260 million unique supplier/purchaser relationships.

DAYS BEYOND TERMS - PAST 3 & 12 MONTHS

There is not sufficient reported trading activity to generate 3 month Days Beyond Terms (a minimum of 3 trade experiences from at least 2 companies).

There is not sufficient reported trading activity to generate 12 month Days Beyond Terms (a minimum of 3 trade experiences from at least 2 companies).

DEROGATORY EVENTS LAST MONTHS FROM TO

No Derogatory trade Event has been reported on this company for the past 13 Months

TOTAL AMOUNT CURRENT AND PAST DUE - MONTH TREND FROM TO

No Data Available.

LEGEND

- Current
- 1-30 days
- 31-60 days
- 61-90 days
- 91+ days

Status

Total

Current

1-30 Days Past Due

31-60 Days Past Due

61-90 Days Past Due

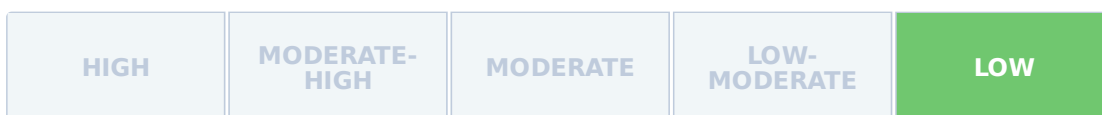
91+ Days Past Due

Risk Assessment

Currency: All figures shown in USD unless otherwise stated

D&B RISK ASSESSMENT

OVERALL BUSINESS RISK



MAXIMUM CREDIT RECOMMENDATION

300,000 (USD)

Dun & Bradstreet thinks...

- Overall assessment of this organization over the next 12 months: **VERY STABLE CONDITION**
- Based on the predicted risk of business discontinuation: **STRONG LIKELIHOOD OF CONTINUED OPERATIONS**
- Based on the predicted risk of severely delinquent payments: **LOW POTENTIAL FOR SEVERELY DELINQUENT PAYMENTS**

The recommended limit is based on a low probability of severe delinquency.


D&B VIABILITY RATING SUMMARY

The D&B Viability Rating uses D&B's proprietary analytics to compare the most predictive business risk indicators and deliver a highly reliable assessment of the probability that a company will go out of business, become dormant/inactive, or file for bankruptcy/insolvency within the next 12 months. The D&B Viability Rating is made up of 4 components:

Viability Score

Compared to All US Businesses within the D&B Database:


- Level of Risk: **Low Risk**
- Businesses ranked **1** have a probability of becoming no longer viable: **0.2 %**
- Percentage of businesses ranked **1**: **0.3 %**
- Across all US businesses, the average probability of becoming no longer viable: **14 %**



Portfolio Comparison

Compared to All US Businesses within the same MODEL SEGMENT:

- Model Segment : **Available Financial Data**
- Level of Risk: **Low Risk**
- Businesses ranked **1** within this model segment have a probability of becoming no longer viable: **0.1 %**
- Percentage of businesses ranked **1** with this model segment: **23 %**
- Within this model segment, the average probability of becoming no longer viable: **0.6 %**



Data Depth Indicator

Data Depth Indicator:

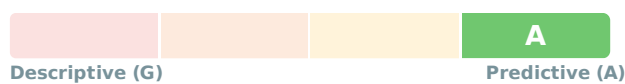
- ✓ Rich Firmographics
- ✓ Extensive Commercial Trading Activity
- ✓ Comprehensive Financial Attributes

Greater data depth can increase the precision of the D&B Viability Rating assessment.

To help improve the current data depth of this company, you can ask D&B to make a personalized request to this company on your behalf to obtain its latest financial information. To make the request, click the link below. Note, the company must be saved to a folder before the request can be made.

Request Financial Statements

Reference the FINANCIALS tab for this company to monitor the status of your request.



Company Profile:

Company Profile Details:

- Financial Data: **True**
- Trade Payments: **Available: 3+Trade**
- Company Size: **Large: Employees:50+ or Sales: \$500K+**
- Years in Business: **Established: 5+**



Financial Data	Trade Payments	Company Size	Years in Business
True	Available: 3+Trade	Large	Established

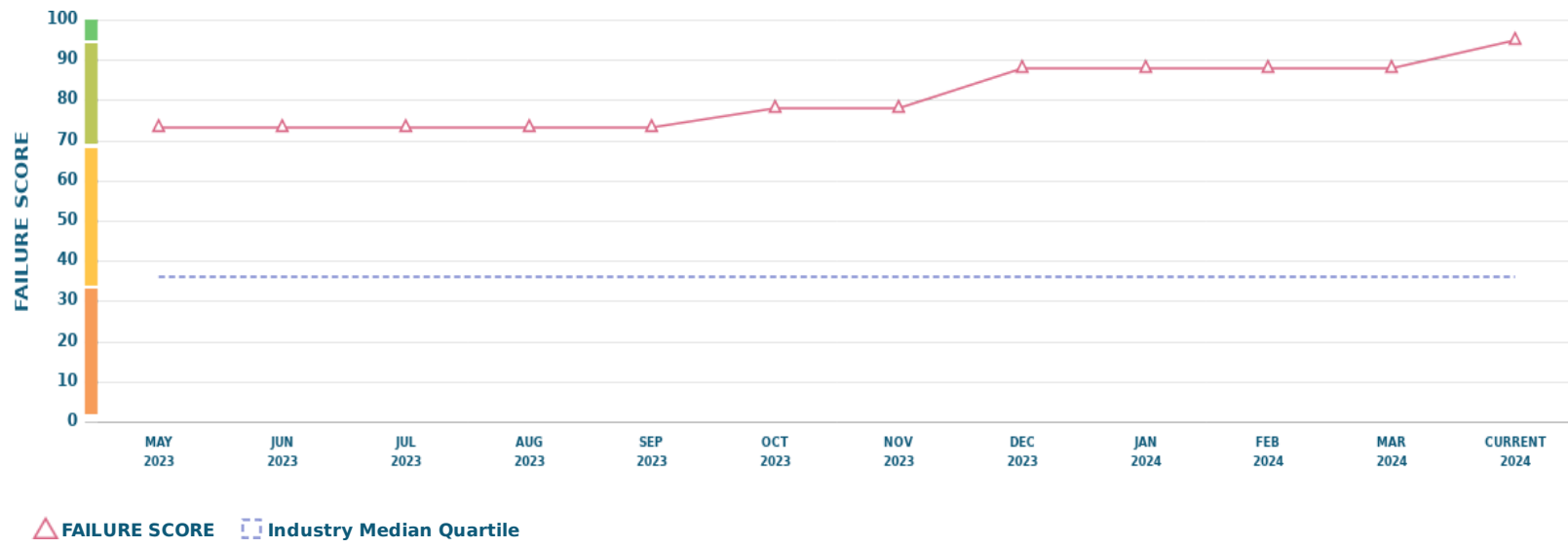
FAILURE SCORE FORMERLY FINANCIAL STRESS SCORE



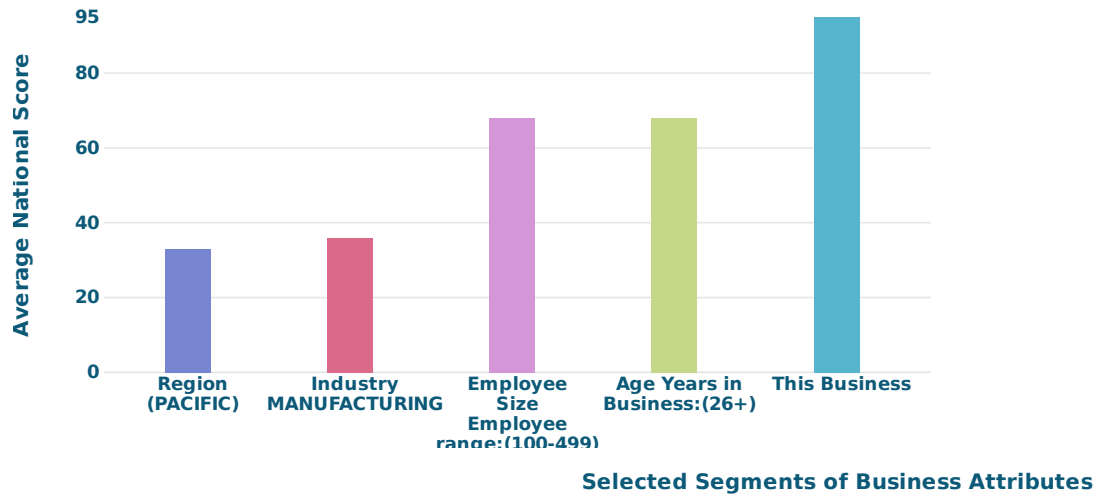
- UCC Filings reported
- Composite credit appraisal is rated fair

Level of Risk	Raw Score	Probability of Failure	Average Probability of Failure for Businesses in D&B Database	Class
Low	1571	0.05 %	0.48	1

Business and Industry Trends




BUSINESS AND INDUSTRY COMPARISON



Norms	National %
This Business	95
Region:(PACIFIC)	33
Industry:MANUFACTURING	36
Employee range:(100-499)	68
Years in Business:(26+)	68

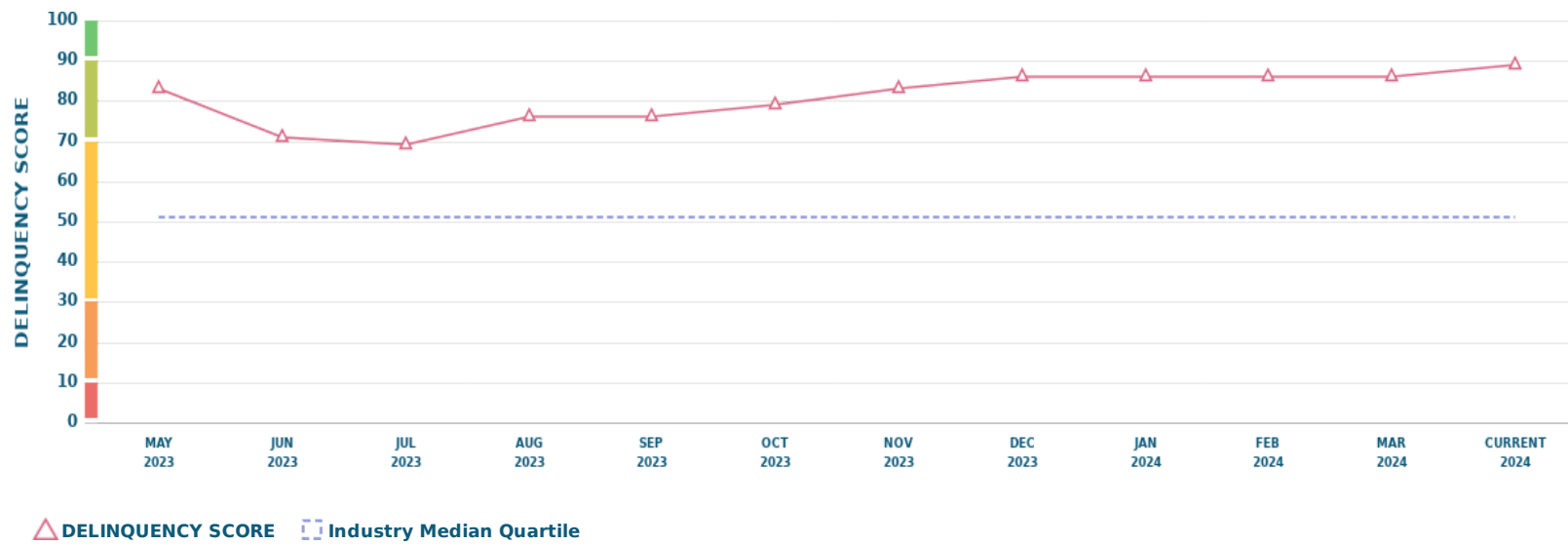
DELINQUENCY SCORE FORMERLY COMMERCIAL CREDIT SCORE



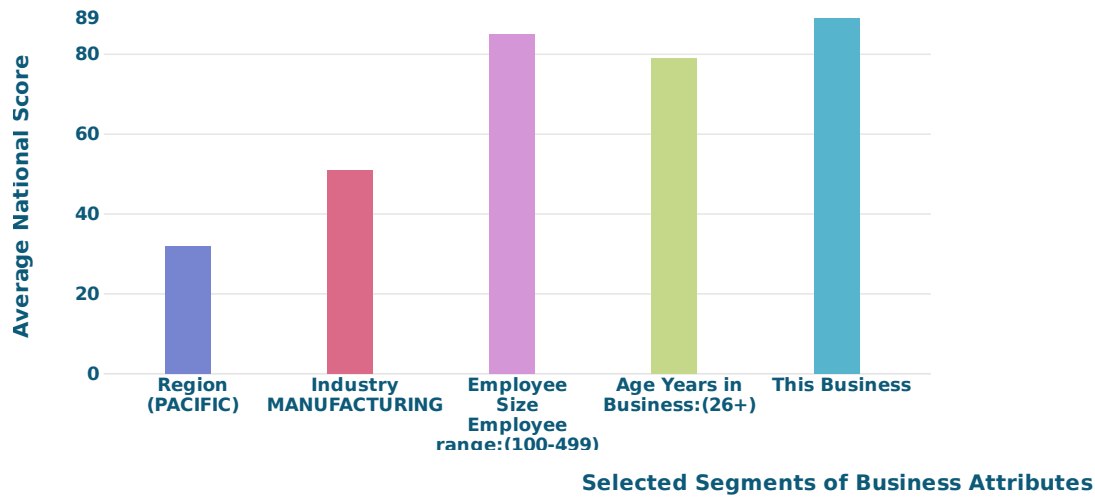
- Higher risk industry based on delinquency rates for this industry
- Evidence of open suits and judgments
- Proportion of slow payments in recent months

Level of Risk Low-Moderate	Raw Score 574	Probability of Delinquency 1.68 %	Compared to Businesses in D&B Database 10.2 %	Class 2
--------------------------------------	-------------------------	---	---	-------------------

Business and Industry Trends




BUSINESS AND INDUSTRY COMPARISON



Norms	National %
This Business	89
Region:(PACIFIC)	32
Industry:MANUFACTURING	51
Employee range:(100-499)	85
Years in Business:(26+)	79

D&B PAYDEX




When weighted by amount, Payments to suppliers average 2 Days Beyond Terms

- High risk of late payment (Average 30 to 120 days beyond terms)
- Medium risk of late payment (Average 30 days or less beyond terms)
- Low risk of late payment (Average prompt to 30+ days sooner)

Industry Median: 77

Equals 5 Days Beyond Terms

D&B 3 MONTH PAYDEX



Based on payments collected 3 months ago.

When weighted by amount, Payments to suppliers average 2 days beyond terms

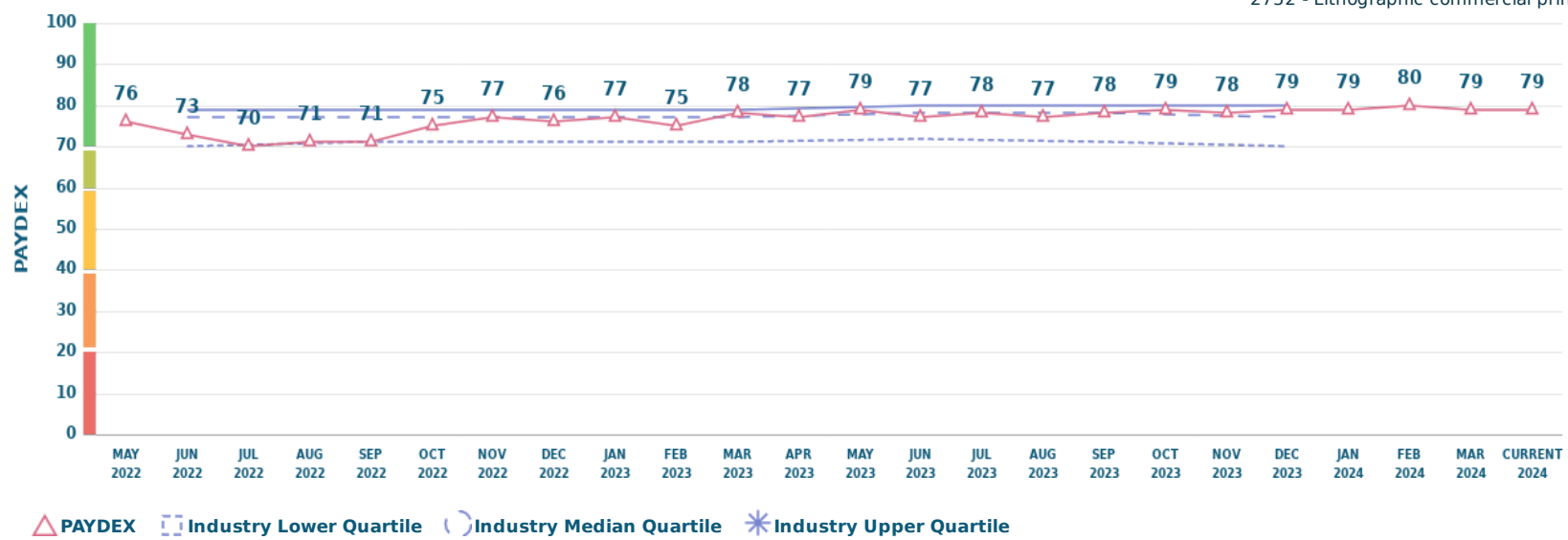
- High risk of late payment (Average 30 to 120 days beyond terms)
- Medium risk of late payment (Average 30 days or less beyond terms)
- Low risk of late payment (Average prompt to 30+ days sooner)

Industry Median: 78

Equals 3 Days Beyond Terms

Business and Industry Trends

2752 - Lithographic commercial printing



D&B RATING

Current Rating as of 07/15/2022

History since 07/28/2021

Financial Strength

4A : 10,000,000 (USD) to 49,999,999 (USD) in Net Worth or Equity

Previous Rating

Risk Indicator

3 : Moderate Risk

Date Applied

05/09/2022

07/28/2021

D&B Rating

3A3

3A4

Financial Strength

Risk Indicator

3A : 1,000,000 (USD) to 9,999,999 (USD) in Net Worth or Equity

3 : Moderate Risk

Trade Payments

Currency: All figures shown in USD unless otherwise stated

TRADE PAYMENTS SUMMARY (Based on 24 months of data)

Overall Payment Behaviour

2

Days Beyond Terms

Highest Now Owing :

10,000 (USD)

% of Trade Within Terms

92%

Total Trade Experiences:

18

Largest High Credit : 250,000 (USD)

Average High Credit : 5,900 (USD)

Highest Past Due

100 (USD)

Total Unfavorable Comments :

0


Largest High Credit: 0 (USD)

Total Placed in Collections:

0

Largest High Credit: 0 (USD)

D&B PAYDEX




When weighted by amount, Payments to suppliers average 2 Days Beyond Terms

- High risk of late payment (Average 30 to 120 days beyond terms)
- Medium risk of late payment (Average 30 days or less beyond terms)
- Low risk of late payment (Average prompt to 30+ days sooner)

Industry Median: 77

Equals 5 Days Beyond Terms

D&B 3 MONTH PAYDEX



Based on payments collected 3 months ago.

When weighted by amount, Payments to suppliers average 2 days beyond terms

- High risk of late payment (Average 30 to 120 days beyond terms)
- Medium risk of late payment (Average 30 days or less beyond terms)
- Low risk of late payment (Average prompt to 30+ days sooner)

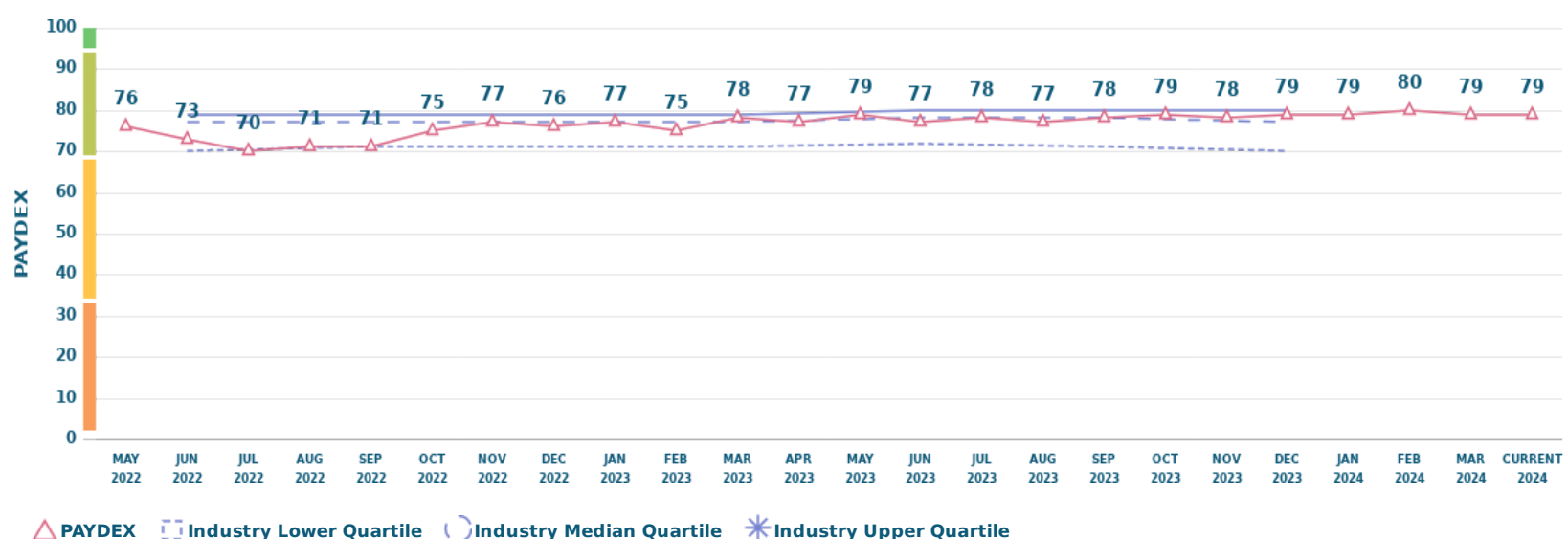
Industry Median: 78

Equals 3 Days Beyond Terms

BUSINESS AND INDUSTRY TRENDS

Based on 24 months of data

2752 - Lithographic commercial printing



	5/22	6/22	7/22	8/22	9/22	10/22	11/22	12/22	1/23	2/23	3/23	4/23	5/23	6/23	7/23	8/23	9/23	10/23	11/23	12/23	1/24	2/24	3/24	Current
This Business	76	73	70	71	71	75	77	76	77	75	78	77	79	77	78	77	78	79	78	79	79	80	79	79
Industry Quartile																								
Upper	-	79	-	-	79	-	-	79	-	-	79	-	-	80	-	-	80	-	-	80	-	-	-	-
Median	-	77	-	-	77	-	-	77	-	-	77	-	-	78	-	-	78	-	-	77	-	-	-	-
Lower	-	70	-	-	71	-	-	71	-	-	71	-	-	72	-	-	71	-	-	70	-	-	-	-

TRADE PAYMENTS BY CREDIT EXTENDED (Based on 12 months of data)

Range of Credit Extended (US\$)	Number of Payment Experiences	Total Value	% Within Terms
100,000 & over	0	0 (USD)	0
50,000 - 99,999	0	0 (USD)	0
15,000 - 49,999	0	0 (USD)	0
5,000 - 14,999	11	80,000 (USD)	100
1,000 - 4,999	4	8,500 (USD)	79
Less than 1,000	0	0 (USD)	0

TRADE PAYMENTS BY INDUSTRY (BASED ON 24 MONTHS OF DATA)							
Collapse All Expand All							
Industry Category-	Number of Payment Experiences	Largest High Credit (US\$)	% Within Terms (Expand to View)	1 - 30 Days Late (%)	31 - 60 Days Late (%)	61 - 90 Days Late (%)	91 + Days Late (%)
▼55 - Automotive Dealers and Gasoline Service Stations	5	10,000	97	0	0	3	0
5599 - Ret misc vehicles	5	10,000	97	0	0	3	0
▼65 - Real Estate	5	7,500	100	0	0	0	0
6531 - Real estate agent/mgr	5	7,500	100	0	0	0	0
▼75 - Automotive Repair, Services and Parking	5	7,500	98	2	0	0	0
7532 - Car body repair/paint	5	7,500	98	2	0	0	0

TRADE LINES						
Date of Experience	Payment Status	Selling Terms	High Credit (US\$)	Now Owes (US\$)	Past Due (US\$)	Months Since Last Sale
02/24	Pays Promptly	-	10,000	7,500	0	1
02/24	Pays Promptly	-	10,000	10,000	100	1
02/24	Pays Promptly	-	7,500	7,500	0	1
02/24	Pays Promptly	-	7,500	7,500	0	1
02/24	Pays Promptly	-	7,500	7,500	0	1
02/24	Pays Promptly	-	7,500	7,500	0	1
02/24	Pays Promptly	-	7,500	7,500	0	1
02/24	Pays Promptly	-	7,500	7,500	0	1
02/24	Pays Promptly	-	5,000	5,000	0	1
02/24	Pays Promptly	-	5,000	5,000	0	1
02/24	Pays Promptly	-	5,000	5,000	0	1
02/24	Pays Promptly	-	2,500	2,500	0	1
02/24	Pays Promptly	-	2,500	2,500	0	1
02/24	Pays Prompt to Slow 30+	-	1,000	1,000	50	1
02/24	Pays Prompt to Slow 90+	-	2,500	750	0	1
08/23	-	Cash account	250,000	100	0	1
08/23	-	Cash account	100	0	0	1
11/22	-	Cash account	50	0	0	1

OTHER PAYMENT CATEGORIES		
Other Payment Categories	Experience	Total Amount
Cash experiences	3	250,150 (USD)
Payment record unknown	0	0 (USD)
Unfavorable comments	0	0 (USD)
Placed for collections	0	0 (USD)
Total in D&B's file	18	338,650 (USD)

Accounts are sometimes placed for collection even though the existence or amount of the debt is disputed. Payment experiences reflect how bills are met in relation to the terms granted. In some instances payment beyond terms can be the result of disputes over merchandise, skipped invoices etc. Each experience shown represents a separate account reported by a supplier. Updated trade experiences replace those previously reported.

Corporate Linkage [?](#)

OWNERSHIP
This company is a Global Ultimate, Domestic Ultimate, Headquarters, Parent .
Global Ultimate, Domestic Ultimate Gorman Manufacturing Company, Inc. United States D-U-N-S Number: 80-473-5132

SUBSIDIARIES			LOCATION: All
Company Name	City, State, Country	D-U-N-S® NUMBER	
KENTMORE CLOTHING (MANUFACTURING) PTY LTD	Melbourne, VIC, Australia	75-468-3795	

BRANCHES			LOCATION: All
Company Name	City, State, Country	D-U-N-S® NUMBER	
Gorman Manufacturing Company, Inc.	Short Hills, NJ, United States Of America	11-792-2987	

AFFILIATES			LOCATION: All
Company Name	City, State, Country	D-U-N-S® NUMBER	
KENTMORE CLOTHING (MANUFACTURING) PTY LTD	Melbourne, VIC, Australia	75-468-3795	
Gorman Manufacturing Company, Inc.	Short Hills, NJ, United States Of America	11-792-2987	

Legal Events

Currency: All figures shown in USD unless otherwise stated

The following Public Filing data is for information purposes only and is not the official record. Certified copies can only be obtained from the official source.

Bankruptcies	Judgements	Liens	Suits	UCCs
No	1 Latest Filing: 01/01/2023	0 Latest Filing: -	1 Latest Filing: 02/01/2023	1 Latest Filing: 06/29/2021

EVENTS

Judgement - Court Judgement

Filing Date	01/01/2023
Filing Number	123456
Status	Unsatisfied
Date Status Attained	01/01/2023
Received Date	04/07/2023
Award	700 (USD)
Debtors	GORMAN MANUFACTURING COMPANY INC - TEST CASE
Creditors	ABC MANUFACTURING - TEST CASE
Court	Los Angeles, County Of, Norwalk, CA

Suit

Filing Date	02/01/2023
Filing Number	99999
Status	Pending
Date Status Attained	02/01/2023
Received Date	04/07/2023
Amount	750 (USD)
Plaintiffs	TEST CASE
Defendant	GORMAN MANUFACTURING INC - TEST CASE
Court	Supreme Court Of The State Of Tennessee, Knoxville, TN

UCC Filing - Original

Filing Date	06/29/2021
Filing Number	21-7374802
Received Date	08/10/2021
Collateral	Leased Unspecified
Secured Party	GMW CONTRACTOR EQUIPMENT FINANCE, OMAHA, NE
Debtors	GORMAN MANUFACTURING
Filing Office	SECRETARY OF STATE/UCC DIVISION, MONTGOMERY, AL

The public record items contained in this report may have been paid, terminated, vacated or released prior to the date this report was printed. This information may not be reproduced in whole or in part by any means of reproduction.

There may be additional UCC Filings in D&Bs file on this company available by contacting 1-800-234-3867.

There may be additional suits, liens, or judgments in D&B's file on this company available in the U.S. Public Records Database, also covered under your contract. If you would like more information on this database, please contact the Customer Resource Center at 1-800-234-3867.

If it is indicated that there are defendants other than the report subject, the lawsuit may be an action to clear title to property and does not necessarily imply a claim for money against the subject.

Special Events

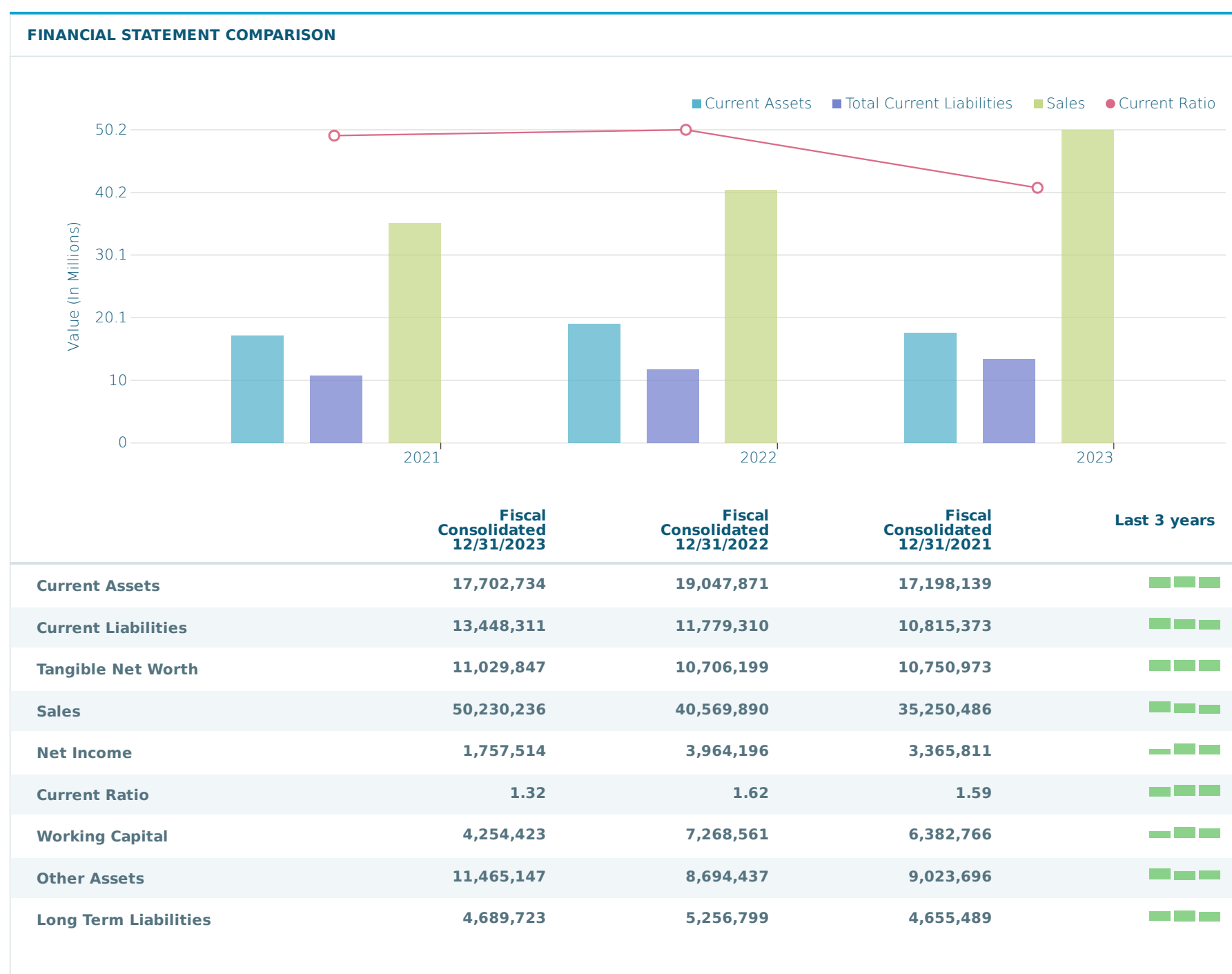
Currency: All figures shown in USD unless otherwise stated

There are no Special Events recorded for this business.

Financials - D&B

Currency: All figures shown in USD unless otherwise stated

Financials



Fixed assets shown net less \$66,698 depreciation.

Financials

Currency: All figures shown in USD unless otherwise stated





BALANCE SHEET



Balance Sheet

Assets




Current Assets





Fiscal 12/31/2023

Current Assets	Fiscal 12/31/2023	
Prepaid / Deferred Items	USD 503,209	
Accounts Receivable	USD 6,632,592	
Cash	USD 9,563,281	
Inventory	USD 1,003,652	
Total Current Assets	USD 17,702,734	

Long Term Assets	Fiscal 12/31/2023	
Property, Plant, Fixtures & Equipment	USD 4,569,873	
Investments	USD 6,895,274	
Total Assets	USD 29,167,881	

Liabilities

Total Current Liabilities	Fiscal 12/31/2023	
Accruals	USD 844,129	
Current Portion Of Long Term Debt	USD 2,598,745	
Accounts Payable	USD 10,005,437	
Total Current Liabilities	USD 13,448,311	

Long Term Liabilities	Fiscal 12/31/2023	
Common Stock	USD 40,000	
Other Long Term Liabilities	USD 4,689,723	
Retained Earnings	USD 7,989,847	
Additional Paid In Capital / Capital Surplus	USD 3,000,000	
Total Liabilities & Net Worth	USD 29,167,881	

PROFIT AND LOSS INFORMATION

Date	Description
12/31/2023	From JAN 01 2023 to DEC 31 2023 annual sales \$50,230,236; cost of goods sold \$36,987,230. Gross profit \$13,013,006; operating expenses \$10,259,829. Operating income \$2,753,177; net income before taxes \$2,753,177; Federal income tax \$995,663. Net income \$1,757,514.

Supplier Evaluation Risk Rating

Currency: All figures shown in USD unless otherwise stated

SUPPLIER EVALUATION RISK RATING



Probability of Ceased Operations/Becoming Inactive

Probability of Supplier Ceased Operations/Becoming Inactive	1.28% (128 PER 10,000)
Average Probability of Supplier Ceased Operations/Becoming Inactive	5.6% (560 PER 10,000)
% of US Business with SER Rating	13%

Key Commentary

The business has a Supplier Evaluation Risk(SER) Rating that shows:

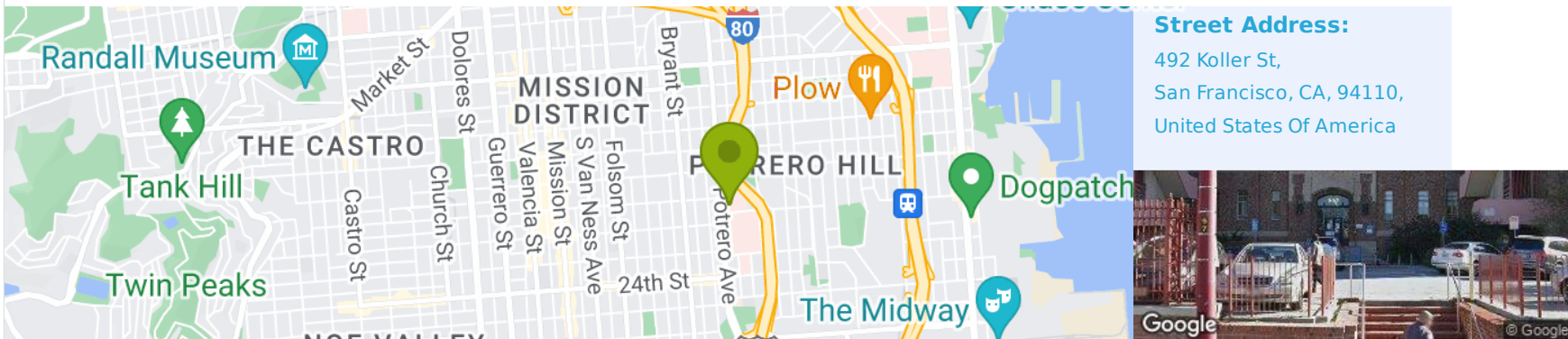
- Business belongs to an industry with above average risk of ceasing operations or becoming inactive
- Total Liabilities to Net Worth influencing the score

Company Profile

Currency: All figures shown in USD unless otherwise stated

COMPANY OVERVIEW

D-U-N-S 80-473-5132	Mailing Address UNITED STATES	Annual Sales 50,230,236 (USD)
Legal Form Corporation (US)	Telephone +1 650 555 0000	Net Worth 11,029,847 (USD)
History Record Clear	Present Control Succeeded 1985	Employees 153 (120 here)
Date Incorporated 05/21/1985	SIC 2752	Age (Year Started) 39 Years (1985)
Business Commenced On 1985	NAICS 323111	Named Principal Leslie Smith , PRES
State of Incorporation CALIFORNIA		Line of Business Lithographic commercial printing
Ownership Not publicly traded		



BUSINESS REGISTRATION

Corporate and business registrations reported by the secretary of state or other official source as of: -
This data is for informational purposes only, certification can only be obtained through the Office of the Secretary of State.

Registered Name	Gorman Manufacturing Company, Inc.
Corporation Type	Corporation (US)
State of Incorporation	CALIFORNIA
Date Incorporated	05/21/1985
Registration ID	testcase102
Filing Date	05/21/1985

Where Filed

SECRETARY OF STATE/CORPORATIONS DIVISION

PRINCIPALS**Officers**

LESLIE SMITH, PRES
KEVIN J HUNT, SEC-TREAS

Directors

DIRECTOR(S): THE OFFICER(S)

COMPANY EVENTS**The following information was reported on: 02/27/2024**

The California Secretary of State's business registrations file showed that Gorman Manufacturing Company, Inc. was registered as a Corporation on May 21, 1985.

Business started 1985 by Leslie Smith and Kevin J Hunt. 60% of capital stock is owned by Leslie Smith. 40% of capital stock is owned by Kevin J Hunt.

LESLIE SMITH born 1946. Graduated from the University of California, Los Angeles, CA, in June 1967 with a BS degree in Business Management. 1967-1985 General Manager for Raymor Printing Co, San Francisco, CA. 1985 formed subject with Kevin J Hunt. 1985 to present active as Principal in Gorman Affiliate Ltd, San Francisco, CA.

KEVIN J HUNT born 1945. Graduated from Northwestern University, Evanston, IL in June 1966. 1966-1985 was Assistant General Manager for Raymor Printing Co, San Francisco, CA. 1985 formed subject with Leslie Smith. 1985 to present active as Principal in Gorman Affiliate Ltd, San Francisco, CA.

AFFILIATE: The following is related through common principals, management and/or ownership. Gorman Affiliate Ltd, San Francisco, CA, started 1985. Operates as commercial printer. Intercompany relations: None reported by management.

BUSINESS ACTIVITIES AND EMPLOYEES**The following information was reported on: 02/27/2024****Business Information**

Description	Engaged in commercial lithographic printing (100%). Terms are Net 30 days. Has 240 account(s). Sells to commercial concerns. Territory : United States.
Employees	153 which includes officer(s). 120 employed here.
Financing Status	Secured
Financial Condition	Fair
Seasonality	Nonseasonal.
Facilities	Occupies premises in a one story cinder block building.
Location	Central business section on well traveled street.

Related Concerns**SIC/NAICS Information**

Industry Code	Description	Percentage of Business
2752	Lithographic commercial printing	-
27520000	Commercial printing, lithographic	-

NAICS Codes	NAICS Description
323111	Commercial Printing (except Screen and Books)

GOVERNMENT ACTIVITY	
Activity Summary	
Borrower(Dir/Guar)	Yes
Administrative Debt	Yes
Contractor	Yes
Grantee	Yes
Party excluded from federal program(s)	Yes

Associations [?](#)

Currency: All figures shown in USD unless otherwise stated

[All Credit Files Created from this D&B Live Report](#)

[All Credit Files with Same D-U-N-S® Number as this D&B Live Report](#)

ALL CREDIT FILES CREATED FROM THIS D&B LIVE REPORT			
Company Name	Type	Status	Date Created
No data found			

ALL CREDIT FILES WITH SAME D-U-N-S® NUMBER AS THIS D&B LIVE REPORT			
Company Name	Type	Status	Date Created
Gorman Manufacturing Company, Inc.	Snapshot D-U-N-S Number 80-473-5132	Saved	01/11/2013
Gorman Manufacturing Company, Inc.	Snapshot D-U-N-S Number 80-473-5132	Saved	01/11/2013
Gorman Manufacturing Company, Inc.	Snapshot D-U-N-S Number 80-473-5132	Saved	11/19/2012
Gorman Manufacturing Company, Inc.	Snapshot D-U-N-S Number 80-473-5132	Saved	03/04/2016
Gorman Manufacturing Company, Inc.	Snapshot D-U-N-S Number 80-473-5132	Saved	05/11/2012
Gorman Manufacturing Company, Inc.	Application - #FCQQC4B4K	Declined	03/30/2012
Gorman Manufacturing Company, Inc.	Snapshot D-U-N-S Number 80-473-5132	Saved	06/08/2023
Gorman Manufacturing Company, Inc.	Snapshot D-U-N-S Number 80-473-5132	Saved	01/11/2021
Gorman Manufacturing Company, Inc.	Application - #FCQNN5458	Declined	03/29/2012
Gorman Manufacturing Company, Inc.	Snapshot D-U-N-S Number 80-473-5132	Saved	11/14/2019
Gorman Manufacturing Company, Inc.	Snapshot D-U-N-S Number 80-473-5132	Saved	12/11/2018
Gorman Manufacturing Company, Inc.	Snapshot D-U-N-S Number 80-473-5132	Saved	10/21/2014
Gorman Manufacturing Company, Inc.	Snapshot D-U-N-S Number 80-473-5132	Saved	04/05/2016
Gorman Manufacturing Company, Inc.	Snapshot D-U-N-S Number 80-473-5132	Saved	06/21/2023

Company Name	Type	Status	Date Created
Gorman Manufacturing Company, Inc.	Snapshot D-U-N-S Number 80-473-5132	Saved	04/02/2013
Gorman Manufacturing Company, Inc.	Snapshot D-U-N-S Number 80-473-5132	Saved	06/19/2017
Gorman Manufacturing Company, Inc.	Snapshot D-U-N-S Number 80-473-5132	Saved	02/05/2016
Gorman Manufacturing Company, Inc.	Snapshot D-U-N-S Number 80-473-5132	Saved	01/11/2021
Gorman Manufacturing Company, Inc.	Snapshot D-U-N-S Number 80-473-5132	Saved	06/19/2019
Gorman Manufacturing Company, Inc.	Snapshot D-U-N-S Number 80-473-5132	Saved	12/20/2019
Gorman Manufacturing Company, Inc.	Snapshot D-U-N-S Number 80-473-5132	Saved	03/13/2020
Gorman Manufacturing Company, Inc.	Snapshot D-U-N-S Number 80-473-5132	Saved	03/18/2010
Gorman Manufacturing Company, Inc.	Snapshot D-U-N-S Number 80-473-5132	Saved	03/16/2017
Gorman Manufacturing Company, Inc.	Snapshot D-U-N-S Number 80-473-5132	Saved	01/17/2012
Gorman Manufacturing Company, Inc.	Snapshot D-U-N-S Number 80-473-5132	Saved	04/10/2017
Gorman Manufacturing Company, Inc.	Snapshot D-U-N-S Number 80-473-5132	Saved	08/26/2015
Gorman Manufacturing Company, Inc.	Snapshot D-U-N-S Number 80-473-5132	Saved	09/25/2020
Gorman Manufacturing Company, Inc.	Snapshot D-U-N-S Number 80-473-5132	Saved	11/01/2010
Gorman Manufacturing Company, Inc.	Snapshot D-U-N-S Number 80-473-5132	Saved	03/03/2011
Gorman Manufacturing Company, Inc.	Snapshot D-U-N-S Number 80-473-5132	Saved	08/30/2012
Gorman Manufacturing Company, Inc.	Snapshot D-U-N-S Number 80-473-5132	Saved	09/23/2010
Gorman Manufacturing Company, Inc.	Snapshot D-U-N-S Number 80-473-5132	Saved	11/03/2020
Gorman Manufacturing Company, Inc.	Snapshot D-U-N-S Number 80-473-5132	Saved	06/01/2023
Gorman Manufacturing Company, Inc.	Snapshot D-U-N-S Number 80-473-5132	Saved	08/31/2015
Gorman Manufacturing Company, Inc.	Snapshot D-U-N-S Number 80-473-5132	Saved	02/17/2016
Gorman Manufacturing Company, Inc.	Snapshot D-U-N-S Number 80-473-5132	Saved	06/01/2023
Gorman Manufacturing Company, Inc.	Application - #FCNW4NKL5Y	Further Review Required	04/02/2019
Gorman Manufacturing Company, Inc.	Snapshot D-U-N-S Number 80-473-5132	Saved	11/21/2017

Company Name	Type	Status	Date Created
Gorman Manufacturing Company, Inc.	Snapshot D-U-N-S Number 80-473-5132	Saved	10/08/2019
Gorman Manufacturing Company, Inc.	Snapshot D-U-N-S Number 80-473-5132	Saved	03/14/2018
Gorman Manufacturing Company, Inc.	Snapshot D-U-N-S Number 80-473-5132	Saved	08/13/2019
Gorman Manufacturing Company, Inc.	Snapshot D-U-N-S Number 80-473-5132	Saved	12/16/2019
Gorman Manufacturing Company, Inc.	Snapshot D-U-N-S Number 80-473-5132	Saved	11/05/2015
Gorman Manufacturing Company, Inc.	Snapshot D-U-N-S Number 80-473-5132	Saved	06/09/2020
Gorman Manufacturing Company, Inc.	Snapshot D-U-N-S Number 80-473-5132	Saved	10/02/2019
Gorman Manufacturing Company, Inc.	Snapshot D-U-N-S Number 80-473-5132	Saved	05/27/2011
Gorman Manufacturing Company, Inc.	Snapshot D-U-N-S Number 80-473-5132	Saved	04/13/2022
Gorman Manufacturing Company, Inc.	Snapshot D-U-N-S Number 80-473-5132	Saved	03/21/2011
Gorman Manufacturing Company, Inc.	Application - #FCWJWTV5N	Further Review Required	05/27/2011
Gorman Manufacturing Company, Inc.	Snapshot D-U-N-S Number 80-473-5132	Saved	05/16/2012
Gorman Manufacturing Company, Inc.	Snapshot D-U-N-S Number 80-473-5132	Saved	01/07/2016
Gorman Manufacturing Company, Inc.	Snapshot D-U-N-S Number 80-473-5132	Saved	06/02/2023
Gorman Manufacturing Company, Inc.	Snapshot D-U-N-S Number 80-473-5132	Saved	06/22/2023
Gorman Manufacturing Company, Inc.	Snapshot D-U-N-S Number 80-473-5132	Saved	04/12/2016
Gorman Manufacturing Company, Inc.	Snapshot D-U-N-S Number 80-473-5132	Saved	06/13/2011
Gorman Manufacturing Company, Inc.	Snapshot D-U-N-S Number 80-473-5132	Saved	11/18/2010
Gorman Manufacturing Company, Inc.	Snapshot D-U-N-S Number 80-473-5132	Saved	05/10/2022
Gorman Manufacturing Company, Inc.	Snapshot D-U-N-S Number 80-473-5132	Saved	04/16/2020
Gorman Manufacturing Company, Inc.	Snapshot D-U-N-S Number 80-473-5132	Saved	01/15/2020
Gorman Manufacturing Company, Inc.	Application - #FCN8WQNJ9X	Further Review Required	02/28/2019
Gorman Manufacturing Company, Inc.	Snapshot D-U-N-S Number 80-473-5132	Saved	11/18/2021
Gorman Manufacturing Company, Inc.	Snapshot D-U-N-S Number 80-473-5132	Saved	03/02/2022

Company Name	Type	Status	Date Created
Gorman Manufacturing Company, Inc.	Snapshot D-U-N-S Number 80-473-5132	Saved	10/09/2015
Gorman Manufacturing Company, Inc.	Snapshot D-U-N-S Number 80-473-5132	Saved	06/01/2023
Gorman Manufacturing Company, Inc.	Snapshot D-U-N-S Number 80-473-5132	Saved	10/10/2016
Gorman Manufacturing Company, Inc.	Snapshot D-U-N-S Number 80-473-5132	Saved	07/15/2019
Gorman Manufacturing Company, Inc.	Snapshot D-U-N-S Number 80-473-5132	Saved	02/18/2021
Gorman Manufacturing Company, Inc.	Snapshot D-U-N-S Number 80-473-5132	Saved	07/23/2013
Gorman Manufacturing Company, Inc.	Snapshot D-U-N-S Number 80-473-5132	Saved	06/03/2016
Gorman Manufacturing Company, Inc.	Snapshot D-U-N-S Number 80-473-5132	Saved	10/11/2016
Gorman Manufacturing Company, Inc.	Snapshot D-U-N-S Number 80-473-5132	Saved	05/11/2018
Gorman Manufacturing Company, Inc.	Snapshot D-U-N-S Number 80-473-5132	Saved	01/14/2015
Gorman Manufacturing Company, Inc.	Snapshot D-U-N-S Number 80-473-5132	Saved	07/24/2014
Gorman Manufacturing Company, Inc.	Snapshot D-U-N-S Number 80-473-5132	Saved	09/10/2014
Gorman Manufacturing Company, Inc.	Snapshot D-U-N-S Number 80-473-5132	Saved	08/05/2014
Gorman Manufacturing Company, Inc.	Snapshot D-U-N-S Number 80-473-5132	Saved	07/24/2014
Gorman Manufacturing Company, Inc.	Snapshot D-U-N-S Number 80-473-5132	Saved	09/14/2016
Gorman Manufacturing Company, Inc.	Snapshot D-U-N-S Number 80-473-5132	Saved	05/01/2019
Gorman Manufacturing Company, Inc.	Snapshot D-U-N-S Number 80-473-5132	Saved	09/01/2016
Gorman Manufacturing Company, Inc.	Snapshot D-U-N-S Number 80-473-5132	Saved	04/19/2017
Gorman Manufacturing Company, Inc.	Snapshot D-U-N-S Number 80-473-5132	Saved	07/26/2016
Gorman Manufacturing Company, Inc.	Snapshot D-U-N-S Number 80-473-5132	Saved	12/10/2014
Gorman Manufacturing Company, Inc.	Snapshot D-U-N-S Number 80-473-5132	Saved	02/28/2019
Gorman Manufacturing Company, Inc.	Snapshot D-U-N-S Number 80-473-5132	Saved	06/04/2019
Gorman Manufacturing Company, Inc.	Snapshot D-U-N-S Number 80-473-5132	Saved	02/08/2013
Gorman Manufacturing Company, Inc.	Snapshot D-U-N-S Number 80-473-5132	Saved	09/22/2016

Company Name	Type	Status	Date Created
Gorman Manufacturing Company, Inc.	Snapshot D-U-N-S Number 80-473-5132	Saved	01/20/2011
Gorman Manufacturing Company, Inc.	Snapshot D-U-N-S Number 80-473-5132	Saved	04/18/2017
Gorman Manufacturing Company, Inc.	Snapshot D-U-N-S Number 80-473-5132	Saved	07/23/2020
Gorman Manufacturing Company, Inc.	Snapshot D-U-N-S Number 80-473-5132	Saved	11/02/2020
Gorman Manufacturing Company, Inc.	Snapshot D-U-N-S Number 80-473-5132	Saved	08/08/2019
Gorman Manufacturing Company, Inc.	Snapshot D-U-N-S Number 80-473-5132	Saved	10/17/2013
Gorman Manufacturing Company, Inc.	Snapshot D-U-N-S Number 80-473-5132	Saved	02/18/2011
Gorman Manufacturing Company, Inc.	Snapshot D-U-N-S Number 80-473-5132	Saved	12/03/2020
Gorman Manufacturing Company, Inc.	Snapshot D-U-N-S Number 80-473-5132	Saved	12/16/2015
Gorman Manufacturing Company, Inc.	Snapshot D-U-N-S Number 80-473-5132	Saved	03/08/2016
Gorman Manufacturing Company, Inc.	Snapshot D-U-N-S Number 80-473-5132	Saved	02/13/2017
Gorman Manufacturing Company, Inc.	Snapshot D-U-N-S Number 80-473-5132	Saved	12/18/2014
Gorman Manufacturing Company, Inc.	Snapshot D-U-N-S Number 80-473-5132	Saved	05/29/2015
Gorman Manufacturing Company, Inc.	Snapshot D-U-N-S Number 80-473-5132	Saved	09/20/2016
Gorman Manufacturing Company, Inc.	Application - #FCLC989PT	Further Review Required	11/16/2010
Gorman Manufacturing Company, Inc.	Snapshot D-U-N-S Number 80-473-5132	Saved	05/23/2017
Gorman Manufacturing Company, Inc.	Snapshot D-U-N-S Number 80-473-5132	Saved	11/25/2014
Gorman Manufacturing Company, Inc.	Snapshot D-U-N-S Number 80-473-5132	Saved	06/09/2015
Gorman Manufacturing Company, Inc.	Snapshot D-U-N-S Number 80-473-5132	Saved	08/06/2015
Gorman Manufacturing Company, Inc.	Snapshot D-U-N-S Number 80-473-5132	Saved	02/21/2020
Gorman Manufacturing Company, Inc.	Snapshot D-U-N-S Number 80-473-5132	Saved	09/06/2023
Gorman Manufacturing Company, Inc.	Snapshot D-U-N-S Number 80-473-5132	Saved	03/29/2017
Gorman Manufacturing Company, Inc.	Snapshot D-U-N-S Number 80-473-5132	Saved	01/05/2017
Gorman Manufacturing Company, Inc.	Snapshot D-U-N-S Number 80-473-5132	Saved	04/19/2017

Company Name	Type	Status	Date Created
Gorman Manufacturing Company, Inc.	Snapshot D-U-N-S Number 80-473-5132	Saved	11/10/2016
Gorman Manufacturing Company, Inc.	Snapshot D-U-N-S Number 80-473-5132	Saved	08/31/2016
Gorman Manufacturing Company, Inc.	Snapshot D-U-N-S Number 80-473-5132	Saved	06/26/2015
Gorman Manufacturing Company, Inc.	Snapshot D-U-N-S Number 80-473-5132	Saved	12/10/2014
Gorman Manufacturing Company, Inc.	Snapshot D-U-N-S Number 80-473-5132	Saved	02/27/2015
Gorman Manufacturing Company, Inc.	Snapshot D-U-N-S Number 80-473-5132	Saved	06/28/2016
Gorman Manufacturing Company, Inc.	Snapshot D-U-N-S Number 80-473-5132	Saved	07/12/2016
Gorman Manufacturing Company, Inc.	Snapshot D-U-N-S Number 80-473-5132	Saved	03/08/2017
Gorman Manufacturing Company, Inc.	Snapshot D-U-N-S Number 80-473-5132	Saved	11/15/2021

Your Information

Record additional information about this company to supplement the D&B information.

Note: Information entered in this section will not be added to D&B's central repository and will be kept private under your user ID. Only you will be able to view the information.

In Folders: [View](#)

Account Number

Endorsement/Billing Reference *

Sales Representatives

Online Applicant

Credit Limit

Total Outstanding

Your Information Currency

US Dollar (USD)

Audit Trail ?

Currency: All figures shown in USD unless otherwise stated

Text

Timeline

From : Apr-22

To : Apr-24

Date/Time of the Event	Event Name	Triggered By	Message
04/01/2024 09:33 AM	Credit Report Pulled	Kev Gallagher	The credit report was pulled
02/15/2024 02:47 PM	Credit Report Pulled	Kev Gallagher	The credit report was pulled
02/15/2024 02:42 PM	Credit Report Pulled	Kev Gallagher	The credit report was pulled
09/06/2023 11:29 AM	Credit Report Pulled	Kev Gallagher	The credit report was pulled
09/06/2023 11:25 AM	Snapshot saved	Kev Gallagher	Snapshot has been saved for this report
09/06/2023 11:25 AM	Credit Report Pulled	Kev Gallagher	The credit report was pulled
09/06/2023 11:24 AM	Credit Report Pulled	Kev Gallagher	The credit report was pulled
09/06/2023 11:21 AM	Credit Report Pulled	Kev Gallagher	The credit report was pulled
07/20/2023 09:58 AM	Credit Report Pulled	Kev Gallagher	The credit report was pulled

Date/Time of the Event	Event Name	Triggered By	Message
07/20/2023 09:56 AM	Credit Report Pulled	Kev Gallagher	The credit report was pulled
07/20/2023 09:56 AM	Credit Report Pulled	Kev Gallagher	The credit report was pulled
07/20/2023 09:55 AM	Credit Report Pulled	Kev Gallagher	The credit report was pulled
07/17/2023 10:50 AM	Credit Report Pulled	Kev Gallagher	The credit report was pulled
07/17/2023 10:48 AM	Credit Report Pulled	Kev Gallagher	The credit report was pulled
06/22/2023 11:25 AM	Credit Report Pulled	Kev Gallagher	The credit report was pulled
06/22/2023 11:23 AM	Snapshot saved	Kev Gallagher	Snapshot has been saved for this report
06/22/2023 11:23 AM	Credit Report Pulled	Kev Gallagher	The credit report was pulled
06/22/2023 11:21 AM	Credit Report Pulled	Kev Gallagher	The credit report was pulled
06/22/2023 11:18 AM	Credit Report Pulled	Kev Gallagher	The credit report was pulled
06/21/2023 02:36 PM	Credit Report Pulled	Kev Gallagher	The credit report was pulled
06/21/2023 02:34 PM	Snapshot saved	Kev Gallagher	Snapshot has been saved for this report
06/21/2023 02:34 PM	Credit Report Pulled	Kev Gallagher	The credit report was pulled
06/21/2023 02:33 PM	Credit Report Pulled	Kev Gallagher	The credit report was pulled
06/21/2023 02:30 PM	Credit Report Pulled	Kev Gallagher	The credit report was pulled
06/08/2023 10:33 AM	Credit Report Pulled	Kev Gallagher	The credit report was pulled
06/08/2023 10:32 AM	Snapshot saved	Kev Gallagher	Snapshot has been saved for this report
06/08/2023 10:32 AM	Credit Report Pulled	Kev Gallagher	The credit report was pulled
06/08/2023 10:30 AM	Credit Report Pulled	Kev Gallagher	The credit report was pulled
06/08/2023 10:24 AM	Credit Report Pulled	Kev Gallagher	The credit report was pulled
06/08/2023 10:22 AM	Credit Report Pulled	Kev Gallagher	The credit report was pulled
06/02/2023 10:29 AM	Credit Report Pulled	Kev Gallagher	The credit report was pulled
06/02/2023 10:27 AM	Credit Report Pulled	Kev Gallagher	The credit report was pulled
06/02/2023 10:26 AM	Snapshot saved	Kev Gallagher	Snapshot has been saved for this report
06/02/2023 10:25 AM	Credit Report Pulled	Kev Gallagher	The credit report was pulled
06/02/2023 10:23 AM	Credit Report Pulled	Kev Gallagher	The credit report was pulled
06/01/2023 12:20 PM	Credit Report Pulled	Kev Gallagher	The credit report was pulled
06/01/2023 12:18 PM	Snapshot saved	Kev Gallagher	Snapshot has been saved for this report
06/01/2023 12:18 PM	Credit Report Pulled	Kev Gallagher	The credit report was pulled
06/01/2023 12:17 PM	Credit Report Pulled	Kev Gallagher	The credit report was pulled
06/01/2023 12:15 PM	Credit Report Pulled	Kev Gallagher	The credit report was pulled
06/01/2023 11:35 AM	Credit Report Pulled	Kev Gallagher	The credit report was pulled
06/01/2023 11:34 AM	Credit Report Pulled	Kev Gallagher	The credit report was pulled
06/01/2023 11:33 AM	Snapshot saved	Kev Gallagher	Snapshot has been saved for this report
06/01/2023 11:33 AM	Credit Report Pulled	Kev Gallagher	The credit report was pulled

Date/Time of the Event	Event Name	Triggered By	Message
06/01/2023 11:28 AM	Credit Report Pulled	Kev Gallagher	The credit report was pulled
06/01/2023 11:27 AM	Credit Report Pulled	Kev Gallagher	The credit report was pulled
06/01/2023 11:26 AM	Snapshot saved	Kev Gallagher	Snapshot has been saved for this report
06/01/2023 11:25 AM	Credit Report Pulled	Kev Gallagher	The credit report was pulled
06/01/2023 11:22 AM	Credit Report Pulled	Kev Gallagher	The credit report was pulled
05/25/2023 02:32 PM	Credit Report Pulled	Kev Gallagher	The credit report was pulled
05/25/2023 02:30 PM	Credit Report Pulled	Kev Gallagher	The credit report was pulled
05/24/2023 11:11 AM	Credit Report Pulled	Kev Gallagher	The credit report was pulled
05/24/2023 11:05 AM	Credit Report Pulled	Kev Gallagher	The credit report was pulled
05/24/2023 11:04 AM	Credit Report Pulled	Kev Gallagher	The credit report was pulled
05/23/2023 10:49 AM	Credit Report Pulled	Kev Gallagher	The credit report was pulled
05/23/2023 10:48 AM	Credit Report Pulled	Kev Gallagher	The credit report was pulled
05/09/2023 03:20 PM	Credit Report Pulled	Kev Gallagher	The credit report was pulled
05/09/2023 03:10 PM	Credit Report Pulled	Kev Gallagher	The credit report was pulled
04/07/2023 04:09 PM	Credit Report Pulled	Kev Gallagher	The credit report was pulled
03/10/2023 02:30 PM	Credit Report Pulled	Kev Gallagher	The credit report was pulled
03/07/2023 11:51 AM	Credit Report Pulled	Kev Gallagher	The credit report was pulled
03/07/2023 11:49 AM	Credit Report Pulled	Kev Gallagher	The credit report was pulled
03/02/2023 11:30 AM	Credit Report Pulled	Kev Gallagher	The credit report was pulled
02/24/2023 03:43 PM	Credit Report Pulled	Kev Gallagher	The credit report was pulled
02/24/2023 03:42 PM	Credit Report Pulled	Kev Gallagher	The credit report was pulled
02/23/2023 10:48 AM	Credit Report Pulled	Kev Gallagher	The credit report was pulled
02/23/2023 10:43 AM	Credit Report Pulled	Kev Gallagher	The credit report was pulled
02/23/2023 10:09 AM	Credit Report Pulled	Kev Gallagher	The credit report was pulled
02/22/2023 11:08 AM	Credit Report Pulled	Kev Gallagher	The credit report was pulled
02/02/2023 02:19 PM	Credit Report Pulled	Kev Gallagher	The credit report was pulled
02/02/2023 02:17 PM	Credit Report Pulled	Kev Gallagher	The credit report was pulled
12/01/2022 03:38 PM	Credit Report Pulled	Kev Gallagher	The credit report was pulled
11/23/2022 12:09 PM	Credit Report Pulled	Kev Gallagher	The credit report was pulled
08/16/2022 02:27 PM	Credit Report Pulled	SYSTEM	The credit report was pulled
08/16/2022 02:27 PM	Credit Report Pulled	SYSTEM	The credit report was pulled
08/16/2022 10:06 AM	Credit Report Pulled	SYSTEM	The credit report was pulled
08/03/2022 11:32 AM	Credit Report Pulled	SYSTEM	The credit report was pulled
07/27/2022 09:31 AM	Credit Report Pulled	SYSTEM	The credit report was pulled
06/17/2022 10:19 AM	Credit Report Pulled	SYSTEM	The credit report was pulled

Date/Time of the Event	Event Name	Triggered By	Message
05/10/2022 12:33 PM	Credit Report Pulled	SYSTEM	The credit report was pulled
05/10/2022 12:31 PM	Credit Report Pulled	SYSTEM	The credit report was pulled
05/10/2022 12:29 PM	Snapshot saved	SYSTEM	Snapshot has been saved for this report
05/10/2022 12:29 PM	Credit Report Pulled	SYSTEM	The credit report was pulled
05/10/2022 12:24 PM	Credit Report Pulled	SYSTEM	The credit report was pulled
04/14/2022 11:28 AM	Credit Report Pulled	SYSTEM	The credit report was pulled
04/13/2022 04:31 PM	Credit Report Pulled	SYSTEM	The credit report was pulled
04/13/2022 04:30 PM	Credit Report Pulled	SYSTEM	The credit report was pulled
04/13/2022 04:29 PM	Snapshot saved	SYSTEM	Snapshot has been saved for this report
04/13/2022 04:29 PM	Credit Report Pulled	SYSTEM	The credit report was pulled
04/13/2022 04:21 PM	Credit Report Pulled	SYSTEM	The credit report was pulled

Federal Information

REPORTED U.S. GOVERNMENT CONTRACT ACTIONS								
Reported Date	Contract Awarded	Contract ID	Contract Amount	Contract Name	Federal Supplier Code	Action Type	Contract Office & Agency	
10/31/2019	2019-07	12FPXYZ1F0012/	9,000 (USD)	OTHER ENVIR SVC/STUD/SUP	F999	PURCH USING SIMPLIFIED ACQ. PROCEDURES	AGRICULTURE DEPARTMENT OF, UNDER SECRETARY FOR FARM AND FOREIGN AG	

REPORTED FEDERAL LOANS AND LOAN GUARANTEES																
Rep ort e d Da te	App rova l Da te	Mat urity Dat e	Inte rest Rate	Pay men t Fr equ ency	Amo unt	Type	Amo unt Disb urse d	Curr ent Due	Bala nce Due	Past Due	Last Pay men t Da te	Next Inst allm ent Dat e	Status	Fed eral Cred itor	Loa n ID	Priv ate Len der
03/31/2020	01/16/19	01/17/20	3.67%	Mon thly	50,000 (USD)	Dire ct	0 (USD)	0 (USD)	46,467 (USD)	0 (USD)	03/05/20	01/17/21	Disburs ed Reg ular	U S SMA LL B USI NES S A DM	123 456 78	

CLAIMS, FEES, FINES, OVERPAYMENTS, PENALTIES AND OTHER MISC. REPORTED DEBTS TO FEDERAL AGENCIES									
Reported Date	Established Date	Type	Amount	Current Due	Balance Due	Past Due	Cause	Federal Creditor	Accou
06/30/2020	01/28/2020	MISCELLANEOUS	340,517 (USD)	0 (USD)	580,365 (USD)	580,365 (USD)		U S DEPARTMENT HLTH HUMN SVCS	00000

REPORTED PARTY EXCLUDED FROM FEDERAL PROGRAM(S)				
Reason Code	Reason	Agency	Government Indicator	Termination Date
D	DEBARRED	GSA	true	07/13/2021

REPORTED U.S. GOVERNMENT GRANT AWARDS

Reported Date	Grant Amount	Grant Awarded Date	Grant Type	Granter	Grant ID	Assistance Type	Action Type
07/14/2020	(3 (USD))	06/11/2020	Profit Organization	DEPT OF TRANSPORTATION-FEDERAL TRANSIT ADMIN.	CA-57-X074/1	Insurance	

Last Login : 04/01/2024 09:25:42 AM

©Dun & Bradstreet, Inc. 2005-2024. All rights reserved

[Privacy Policy](#) | [Terms of Use](#) | [US Government Employee Disclaimer](#)